

DSP1S Series

Single Output DC-DC Converters

The DSP1 Series is specifically designed to convert a nominal 5 Volt input into an isolated output voltage.

The semi-regulated output voltages were designed to allow analog circuits and three terminal regulators to operate within their most efficient input voltage range.

This series achieves high power densities through the use of 350 kHz fixed-frequency switching converters.

Key Features & Benefits

- RoHS lead solder exemption compliant
- Up to 1 Watt unregulated output power
- Single-In-Line package
- Four-terminal operation
- Efficiencies to 75%
- Output Voltages: 5V, 7V, 12V, 14V, 15V, 17V
- 700 V isolation
- -40 °C to +85 °C operation



RoHS
Compliant



bel POWER
SOLUTIONS &
PROTECTION

a bel group

belpowersolutions.com

4. OUTPUT SPECIFICATIONS¹

PARAMETER	CONDITIONS / DESCRIPTION	MIN	TYP	MAX	UNITS
Output Voltage	DSP1N5S5		5		VDC
	DSP1N5S7		7		
	DSP1N5S12		12		
	DSP1N5S14		14		
	DSP1N5S15		15		
	DSP1N5S17		17		
Output Voltage Accuracy ³	DSP1N5S5	4.75	5.00	5.25	VDC
	DSP1N5S7	6.65	7.00	7.35	
	DSP1N5S12	11.40	12.00	12.60	
	DSP1N5S14	13.30	14.00	14.70	
	DSP1N5S15	14.25	15.00	15.75	
	DSP1N5S17	16.15	17.00	17.85	
Output Voltage, No Load	DSP1N5S5		7		VDC
	DSP1N5S7		10		
	DSP1N5S12		16		
	DSP1N5S14		19		
	DSP1N5S15		21		
	DSP1N5S17		24		
Rated Load Range	DSP1N5S5			150	mA
	DSP1N5S7			140	
	DSP1N5S12	0		80	
	DSP1N5S14			70	
	DSP1N5S15			65	
	DSP1N5S17			60	
Load Regulation ⁴	75% - 20% Load		+8		%
	75% - 100% Load		-5		
Line Regulation ⁵			1.6		%
Noise, Peak – Peak ²			70		mVpp
Temperature Coefficient			400		ppm/°C
Short Circuit Protection to Common ⁶			Momentary		

NOTES

- All parameters measured at Tc= 25 °C, nominal input voltage and full rated load unless otherwise noted.
- Noise measurement bandwidth is 20 MHz. Input Reflected Ripple and output noise are measured with an external 10µF/25V tantalum capacitor connected across the input and output pins.
- Output Voltage Accuracy measured at 75% of maximum Rated Load.
- Load Regulations measured relative to 75% of maximum Rated Load Current.
- Line Regulation is for a 1.0% change in input Voltage.
- Use input fuse for protection. See Applying the input.

5. DSP1 SERIES APPLICATION NOTES

EXTERNAL CAPACITANCE REQUIREMENTS

Output filtering is required for operation. A minimum of 10 F is specified for optimal performance. Output capacitance may be increased for additional filtering, not to exceed 400 F. To meet the reflected ripple requirements of the converter, an input impedance of less than 0.5 Ohms from DC to 350 kHz is required. If a capacitive input source is farther than 2" from the converter, it is recommended to use a 10 F, 25 V solid tantalum capacitor.

REGULATION

This converter uses a semi-regulated design. The output will vary as the load is changed, with output decreasing with increasing load. See Output Voltage vs. Output Load curves. Additionally, output voltage will change in proportion to a change in input voltage. The typical output voltage will change 1.2% for each 1% change in input voltage.

NEGATIVE OUTPUTS

A negative output voltage may be obtained by connecting the +OUT to circuit ground and connecting -OUT as the negative output.



Asia-Pacific
+86 755 298 85888

Europe, Middle East
+353 61 225 977

North America
+1 408 785 5200

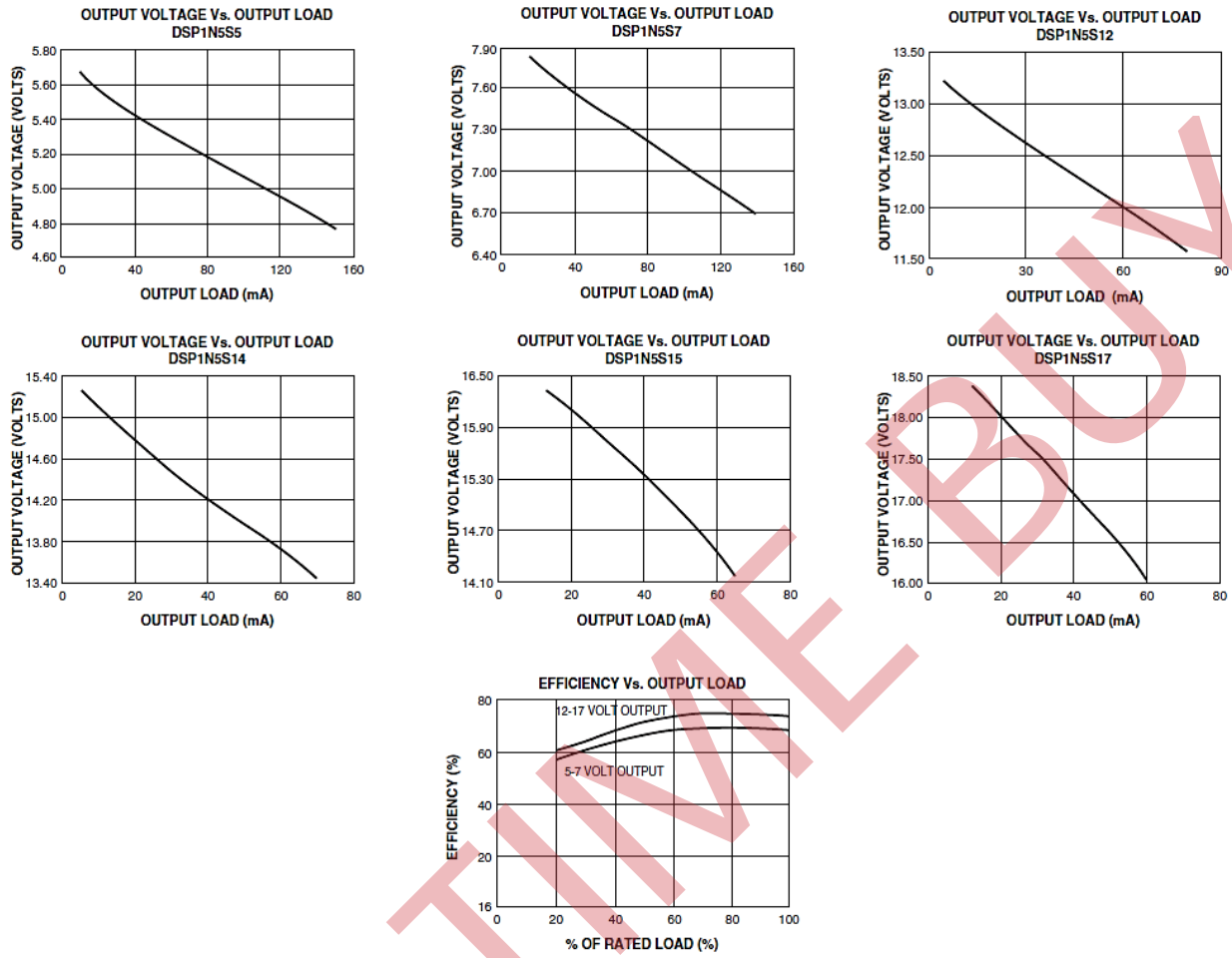


Figure 1. Typical Performance ($T_c = 25^\circ\text{C}$)

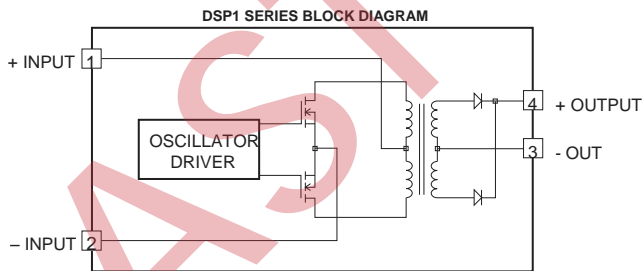
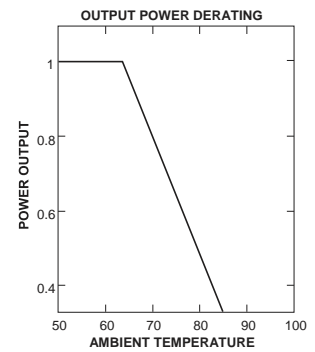


Figure 2. Block Diagram



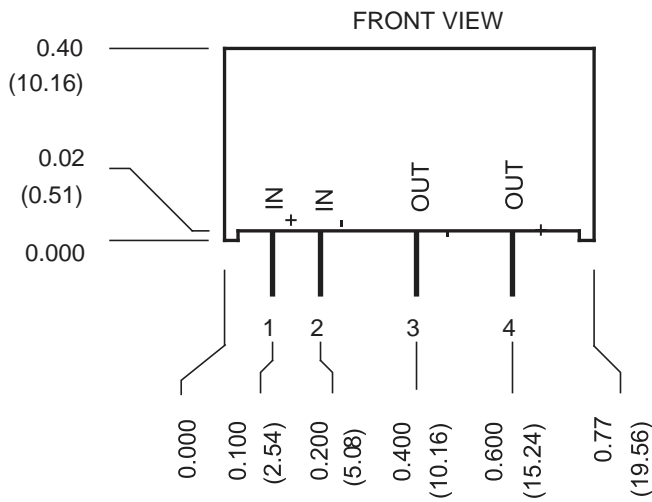


Figure 3. Mechanical Dimensions

PIN	FUNCTION
1	+INPUT
2	-INPUT
3	- OUT
4	+OUT

Mechanical tolerances unless otherwise noted:

X.XX dimensions: ± 0.020 inches
 X.XXX dimensions: ± 0.010 inches

* This dimension to decrease to 0.24 ± 0.01 " (6.09 ± 0.25) in 1998

** This dimension to decrease to 0.035 ± 0.015 " (0.89 ± 0.38) in 1998

For more information on these products consult: tech.support@psbel.com

NUCLEAR AND MEDICAL APPLICATIONS - Products are not designed or intended for use as critical components in life support systems, equipment used in hazardous environments, or nuclear control systems.

TECHNICAL REVISIONS - The appearance of products, including safety agency certifications pictured on labels, may change depending on the date manufactured. Specifications are subject to change without notice.



Asia-Pacific
 +86 755 298 85888

Europe, Middle East
 +353 61 225 977

North America
 +1 408 785 5200