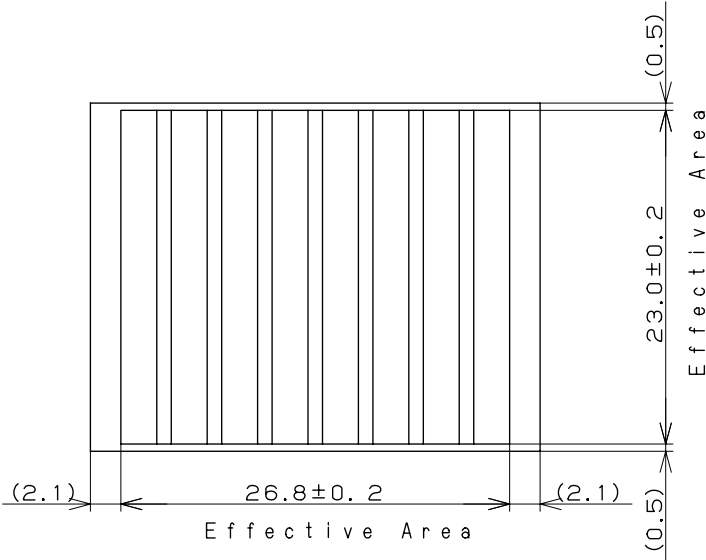


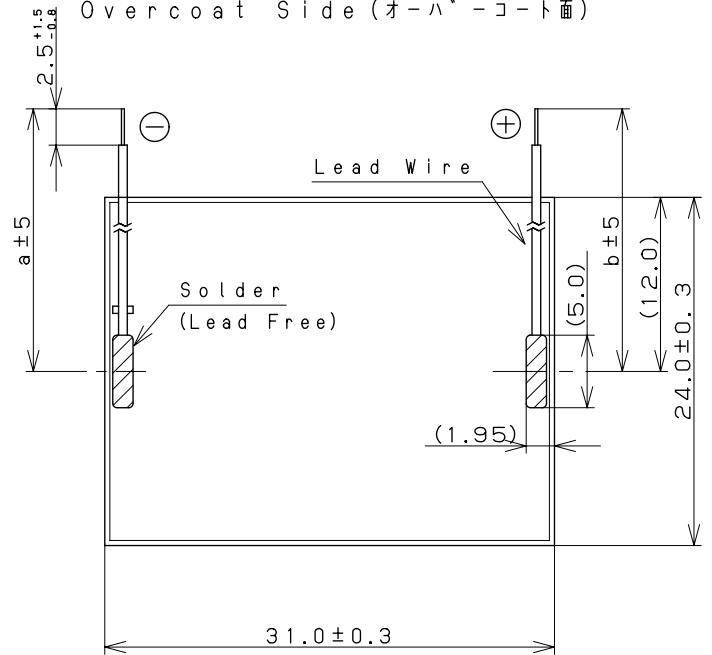
Model : AM-1819CA

1. Outside dimensions 外形寸法

Light Receiving Side (受光面)



Overcoat Side (オーバーコート面)



(dimension : mm)

Lead Wires : AWG30	
a : 40	b : 40

Note
 Glass Substrate Thickness (ガラス基板厚) : 1.1mm ± 0.1
 Module Thickness (モジュール厚) : 1.3mm MAX
 Wire-Overcoat thickness : 2.5mm MAX (including Module)
 (リード線補正コート厚)

2. Rated Specifications (at 25°C)

Item	Specifications (Initial)		
2.1 Open circuit voltage : Voc 開放電圧	Typical	4.9V	at 200Lx FL
2.2 Short circuit Current : Isc 短絡電流	Typical	7.5 μA	at 200Lx FL
2.3 Operating Voltage & Operating Current : Vope-lope 動作特性	Minimum	3.0V - 5.5 μA	at 200Lx FL
	Typical	3.0V - 6.9 μA	at 200Lx FL
	Typical	4.0V - 0.41mA	at 10000Lx SS
2.5 Working temperature range : Topr 動作温度範囲	-10 to 60°C		
2.6 Storage temperature range : Tstg 保存温度範囲	-20 to 70°C		

FL : White Fluorescent Light
 SS : Solar Simulator

I - V Characteristics

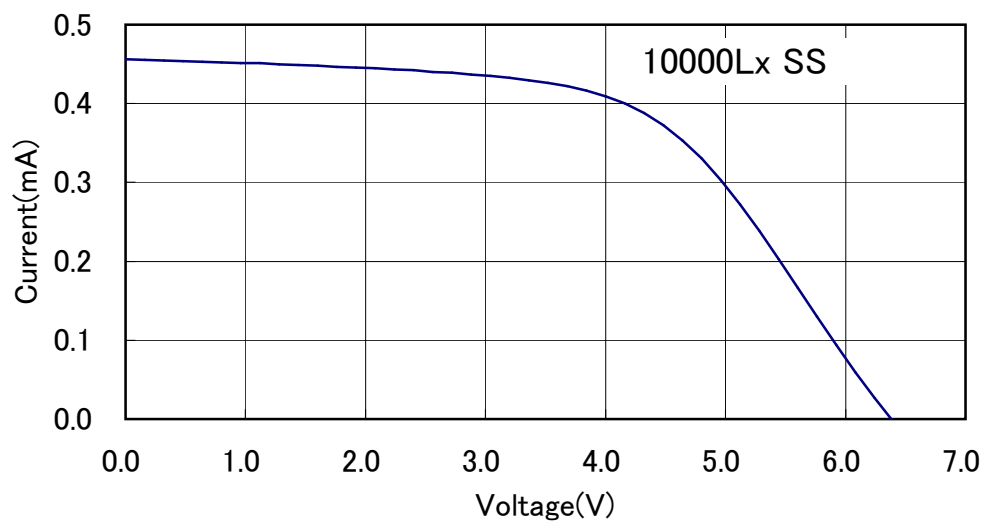
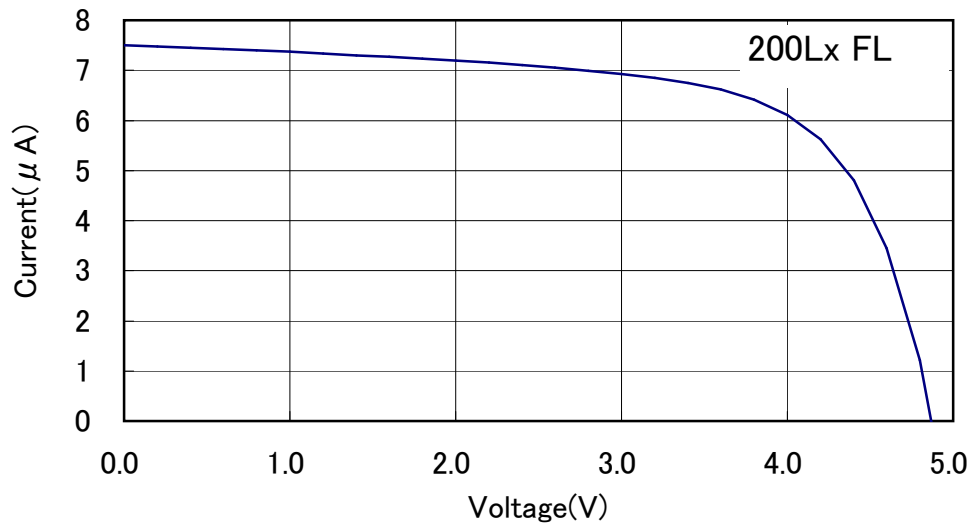
REFERENCE

1.Model : AM-1819

2.Outside Dimension : 31.0mm × 24.0mm

FL:White Fluorescent Light

SS:Solar Simulator



*このデータは標準的な出力特性を示すものであり、特性を保証するものではありません。

*The data are meant to show standard electric characteristics only , not intended to guarantee the characteristics.

Panasonic Eco Solutions Amorton Co.,Ltd.

2014/1/10

出力の照度依存特性

REFERENCE

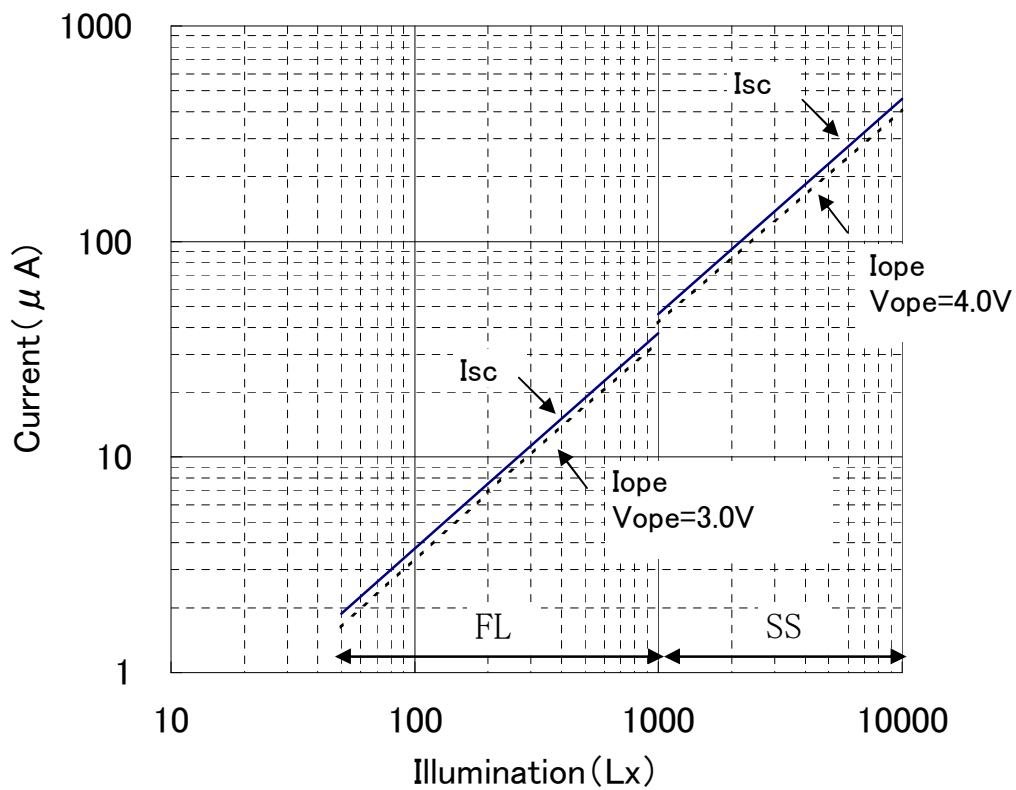
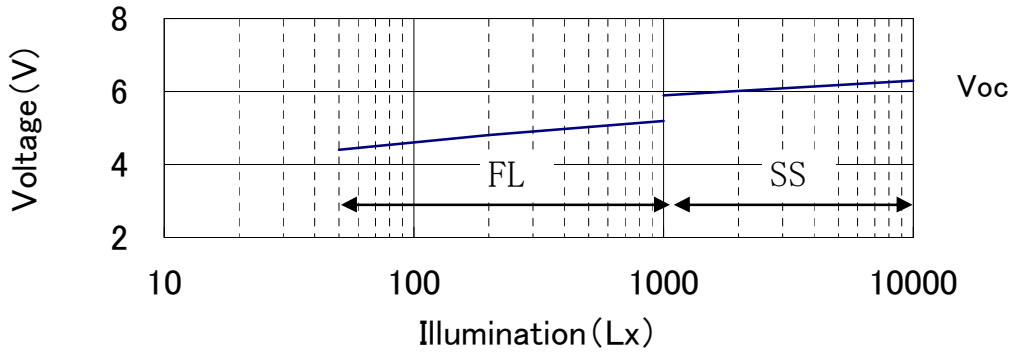
Dependence of Output on Illumination

1.Model : AM-1819

2.Outside Dimension : 31.0mm × 24.0mm

FL:White Fluorescent Light

SS:Solar Simulator



*このデータは標準的な出力特性を示すものであり、特性を保証するものではありません。

*The data are meant to show standard electric characteristics only , not intended to guarantee the characteristics.

出力の温度依存特性

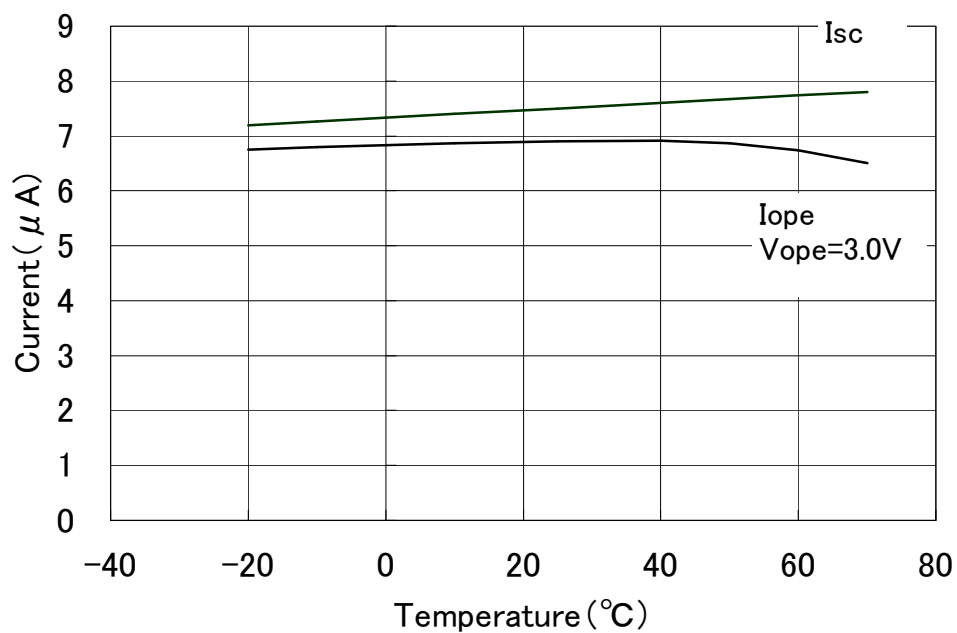
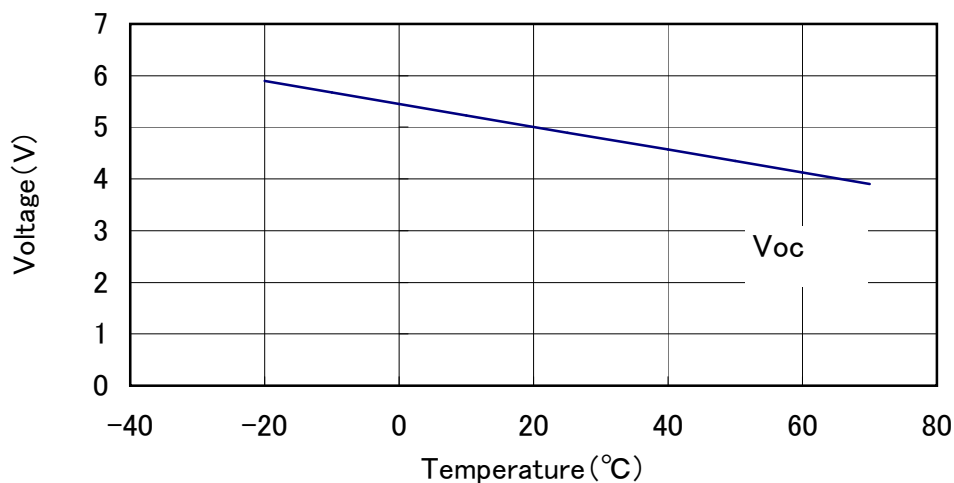
REFERENCE

Dependence of Output on Temperature

1.Model : AM-1819

2.Outside Dimension : 31.0mm × 24.0mm

at 200Lx White Fluorescent Light



*このデータは標準的な出力特性を示すものであり、特性を保証するものではありません。

*The data are meant to show standard electric characteristics only , not intended to guarantee the characteristics.