


HD-20 Solder Cup Shielding Hardware Enclosure Kits

Plug and Receptacles



Each kit contains

- Connector with preloaded, nonremovable contacts
- Shield
- Enclosure
- Two jackscrews

Material and Finish:

Connector Shell—Steel, tin plated

Connector Insert—94V-0 rated thermoplastic, black

Shields—Steel, tin plated

Enclosure—PVC, black

Jackscrews—Brass, zinc coated

Contacts—Phosphor bronze; duplex plated with gold flash on mating end, tin-lead on solder cup, with entire contact nickel underplated

Related Product Data:

Mateable Connectors:

HDE—pages 115-124

HDF—pages 129-131

HDP—pages 95-106

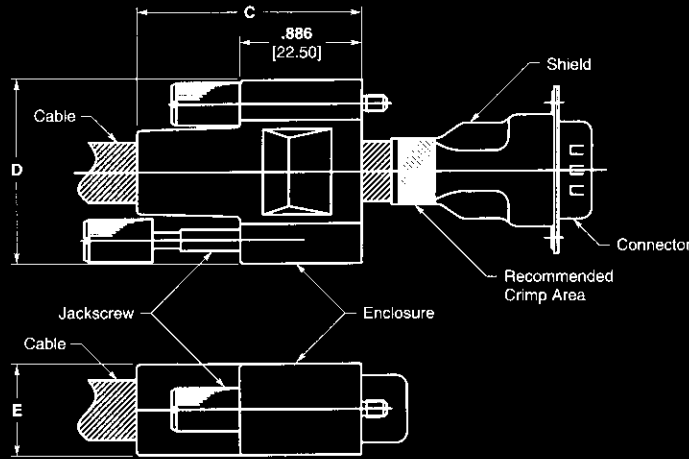
HD-20 Solder Cup—pages 133-135

HD-20 Board Mount—pages 87-90, 92-94

Technical Documents:

Product Specification
108-40031

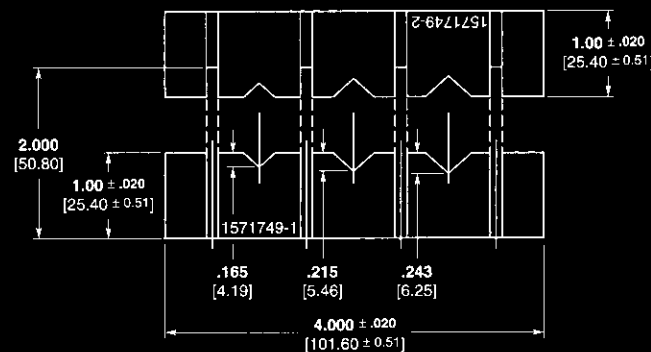
Instruction Sheets
408-9193



Shell Size	No. of Contact Positions	Dimensions			Cable Insulation Diameter	Kit Part Numbers		Shielding Enclosure Expansion Tool	
		C	D	E		Plug	Receptacle	Cable O.D. (Max.)	Part Number
1	9	1.64	1.33	.659	.217-.270 5.51-6.86	1571650-1	1571654-1	.355 9.02	58241-4
		41.67	33.74	16.74	.270-.324 6.86-8.23	1571650-2	1571654-2		
					.324-.385 8.23-9.78	1571650-3	1571654-3		
2	15	1.64	1.65	.659	.217-.270 5.51-6.86	1571651-1	1571655-1	.355 9.02	58241-4
		41.67	41.86	16.74	.270-.324 6.86-8.23	1571651-2	1571655-2		
					.324-.385 8.23-9.78	1571651-3	1571655-3		
3	25	1.64	2.20	.659	.217-.270 5.51-6.86	1571652-1	1571656-1	.465 11.56	58241-1
		41.67	55.86	16.74	.270-.324 6.86-8.23	1571652-2	1571656-2		
					.324-.385 8.23-9.78	1571652-3	1571656-3		
4	37	2.35	2.82	.659	.217-.270 5.51-6.86	1571653-1	1571657-1	.562 14.28	58241-2
		59.67	71.63	16.74	.270-.324 6.86-8.23	1571653-2	1571657-2		
					.324-.385 8.23-9.78	1571653-3	1571657-3		

Note: Components of the kits are shipped unassembled and bulk-packaged in quantities of 100 pieces.

HD-20 Solder Cup Shielding Hardware Crimping Tool



Assembled Tooling: Part Number 1571750-1
Individual Tools (for customer fabrication):
1571749-1 & 1571749-2

Cable Connectors